




FOOD DISPLAY SERIES

Premium Range

Display / Food

High performing, energy efficient cabinets designed for optimum product presentation and ease of use.



Warranty
2 year protection

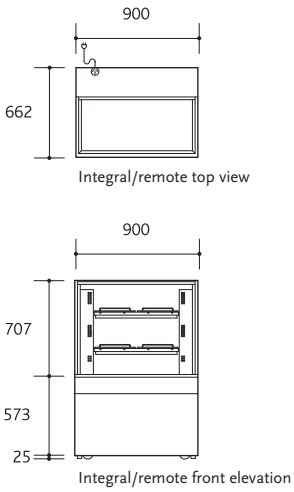


High Energy
Efficiency

Specifications

Food Display Series

Display / Food



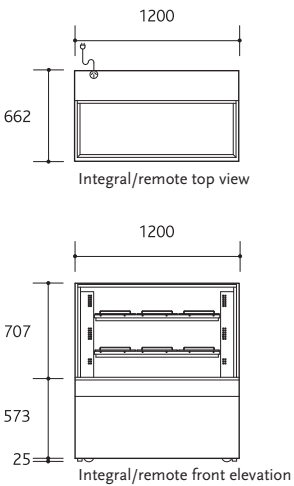
FDM900

Model	Weight (kg)	Integral/Remote	Chiller/Freezer	Gross Volume 288 litres Total Shelf Area 0.88m ² (including floor) Floor Area 0.60m ²
FDM900	160	Integral	Chiller	
FDM900a	105		Ambient	
FDM900r	110	Remote	Chiller	
		External (mm)	Internal (mm)	
Height*		1305	800	
Width		900	600	
Depth		662	600	

- Remote refrigeration duty 450 Watts at -5°C SST
- 7.46 MEPS (kWh/24hr/m²)



FDM900



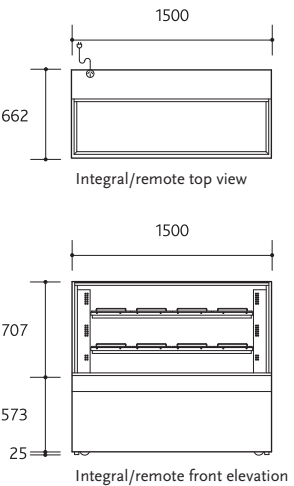
FDM1200

Model	Weight (kg)	Integral/Remote	Chiller/Freezer	Gross Volume 432 litres Total Shelf Area 1.29m ² (including floor) Floor Area 0.79m ²
FDM1200	190	Integral	Chiller	
FDM1200a	135		Ambient	
FDM1200r	140	Remote	Chiller	
		External (mm)	Internal (mm)	
Height*		1305	800	
Width		1200	900	
Depth		662	600	

- Remote refrigeration duty 585 Watts at -5°C SST
- 6.69 MEPS (kWh/24hr/m²)



FDM1200



FDM1500

Model	Weight (kg)	Integral/Remote	Chiller/Freezer	Gross Volume 576 litres Total Shelf Area 1.70m ² (including floor) Floor Area 0.99m ²
FDM1500	225	Integral	Chiller	
FDM1500a	167		Ambient	
FDM1500r	175	Remote	Chiller	
		External (mm)	Internal (mm)	
Height*		1305	800	
Width		1500	1200	
Depth		662	600	

- Remote refrigeration duty 630 Watts at -5°C SST
- 6.63 MEPS (kWh/24hr/m²)



FDM1500

*Height includes castors